


Fresh Techniques for Busy Quilters: Innovative Approaches to Save Time and Effort



Quilt As-You-Go Made Modern: Fresh Techniques for Busy Quilters by Jera Brandvig

★★★★☆ 4.6 out of 5

Language	: English
File size	: 47398 KB
Text-to-Speech	: Enabled
Screen Reader	: Supported
Enhanced typesetting	: Enabled
X-Ray	: Enabled
Print length	: 253 pages
Lending	: Enabled



In the realm of quilting, time is a precious commodity. With busy schedules and endless to-do lists, finding the time to create beautiful quilts can be a challenge. However, innovative techniques can empower quilters to overcome time constraints and enjoy the therapeutic benefits of their craft.

1. Velocity Quilting: A Speedy Shortcut for Precision

Velocity quilting is a revolutionary technique that combines the speed of machine quilting with the precision of hand quilting. Using a specialized sewing machine foot and a double-needle, quilters can create intricate quilting designs with unmatched efficiency.



2. Folded Corner Clipping: Effortless Miterring for Perfect Corners


Miterring corners in quilting can be a time-consuming task. Folded corner clipping introduces a clever technique that eliminates the need for precise cutting and measuring. By folding the fabric to create a guide, quilters can achieve完美 mitered corners effortlessly.



Folded corner clipping simplifies the process of creating mitered corners

3. Freezer Paper Piecing: Precision without Stitching

Freezer paper piecing is a groundbreaking technique that allows quilters to create complex pieced designs without any stitching. By temporarily bonding fabric pieces to freezer paper, quilters can achieve precise alignment and perfect seams.



4. Machine Appliqué Techniques: Embracing Automation

Machine appliqué techniques offer a range of innovative ways to automate the appliqué process. From fusible web to Z-stitch appliqué, these techniques can significantly reduce the time and effort required for creating intricate appliqué designs.



Machine appliqué techniques streamline the process of creating beautiful appliqué designs


5. Creative Shortcuts: Efficient Binding and Backing

Time-saving shortcuts can be found in every aspect of quilting. From using quilt clips for binding to incorporating interfacing for backing, these clever tricks can streamline the finishing process and save valuable time.



Embracing innovative techniques can transform the quilting experience for busy quilters. By incorporating these fresh approaches, quilters can create stunning masterpieces while saving time and effort, allowing them to enjoy the therapeutic benefits of their craft without sacrificing quality.

Remember, quilting should be an enjoyable and fulfilling experience. By embracing these innovative techniques, you can unlock new levels of creativity and efficiency, empowering you to create one-of-a-kind quilts that express your unique style and passion.



Quilt As-You-Go Made Modern: Fresh Techniques for Busy Quilters by Jera Brandvig

★★★★☆ 4.6 out of 5

Language : English
File size : 47398 KB
Text-to-Speech : Enabled
Screen Reader : Supported

Enhanced typesetting : Enabled
X-Ray : Enabled
Print length : 253 pages
Lending : Enabled



Reading Wellness: Lessons in Independence and Proficiency

Reading is a fundamental skill that can open up a world of knowledge, entertainment, and personal growth. For children, reading is especially important as it helps them...



How Global Currencies Work: A Comprehensive Guide to Past, Present, and Future

Overview of Global Currencies A currency is a medium of exchange that is used to facilitate transactions between people and...